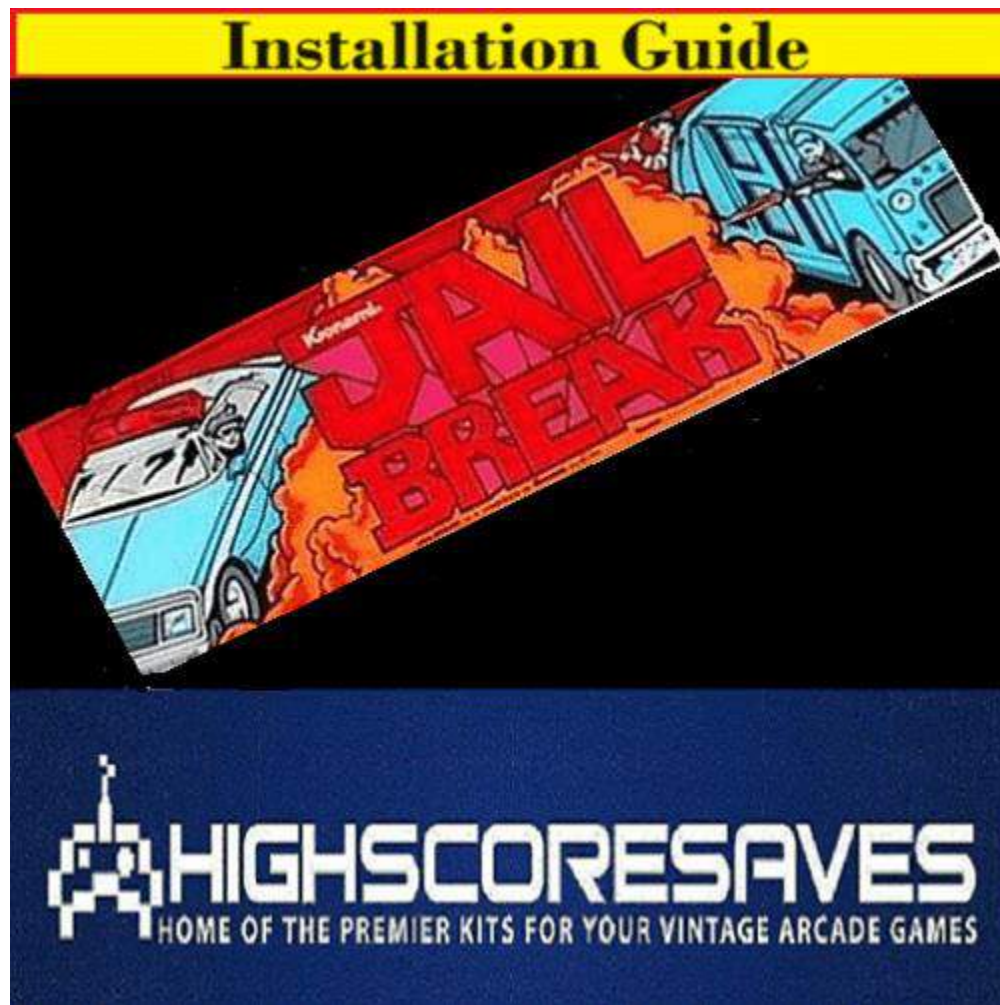


# Jail Break Installation Guide



<https://highscoresave.com/>

## Steps for a successful install of your online or offline high score save kit -

- Ensure your gameboard is working 100% before installing kit
- Ensure power to game is off before removing your gameboard from
- cabinet
- Label any connectors that you will be disconnecting. This will make
- reinstalling easier once kit is on gameboard
- **Note which way your connectors/cables are on.** (We suggest taking pictures to help you remember!)
- Work in a well-lit area on your workbench

## The Jail Break Kit contains -

- 1 – 6809E Daughter card


**Please note** – you will need a 6809E to install on this kit if it's an original PCB. A bootleg PCB will already have a 6809E. There is an option to purchase in the drop downs of the product page when you order. Or you can use an existing one.

## Overview –

This is what your pcb should look like. This kit will only work on a Jail Break PCB.




Bootleg PCB –





1. Locate your 6809E –



2. Remove your 6809E and store in a safe place [you will install on kit]
3. Install a 6809E on the kit and install daughter card. [this the WIFI online version]

[Ensure PIN 1 of the 6809E is installed the proper orientation]



4. **[Optional]** Program ROMs can be removed



That's it!

Double check your work

Install back in cabinet using pictures you took and any marked connectors

Power up the game and enjoy!

If the game does not start, turn power off immediately, double check your work.

---

Helpful link - <https://highscoresave.com/highscoresaves-kit-tips-and-tricks>

## **How do I get to the menu settings?**

With the power off on your game. Press and hold P1 while you turn the game on. Release P1 button when the screen tells you to. You are now in the main menu settings. This is a feature built into your kits, so the menu settings are not accessible to your guests or family.

Now, having said that, you need to enable this feature in the menu settings, or disable if you want your kit to give you approximately 5 seconds every time you turn on your game.