

# Discs of Tron

## Installation Guide



<https://highscoresave.com/>

**Steps for a successful install of your online or offline high score save kit -**

- Ensure your gameboard is working 100% before installing kit
- Ensure power to game is off before removing your gameboard from cabinet
- Label any connectors that you will be disconnecting. This will make reinstalling easier once kit is on gameboard
- **Note which way your connectors/cables are on.** (We suggest taking pictures to help you remember!)
- Work in a well-lit area on your workbench

**The Discs of Tron kit contains -**


- 1 – z80 Daughter card

**Please note** – you will need a z80 to install on this kit. There is an option to purchase in the drop downs of the product page when you order. Or you can use an existing one

# Overview –


Start with locating your z80 socket on the Super CPU PCB

This is what your pcb should look like. This is your Super CPU PCB of your board stack. You will not need to do anything with any other PCB of the stack. This kit will only work on a Discs of Tron PCB.






1. Locate your z80. Remove.



2. Install the z80 onto the daughter card then attach on PCB like this.  
[Ensure PIN 1 of the z80 is installed with the proper orientation]-



Pin1 on z80 –



That's it!

Double check your work

Install back in cabinet using pictures you took and any marked connectors

Power up the game and enjoy!

If the game does not start, turn power off immediately, double check your work.



**Helpful link** - <https://highscoresave.com/highscoresaves-kit-tips-and-tricks>

## **How do I get to the menu settings?**

With the power off on your game. Press and hold P1 while you turn the game on. Release P1 button when the screen tells you to. You are now in the main menu settings. This is a feature built into your kits, so the menu settings are not accessible to your guests or family.

Now, having said that, you need to enable this feature in the menu settings, or disable if you want your kit to give you approximately 5 seconds every time you turn on your game.